



Centric Locking Assembly


Check if the Centric Locking Assembly is open or closed



You can secure Centric Locking Assembly with the small thumb screw (10).



With the Centric Locking Assembly open, the upper member and the lower member can be easily removed or reattached, for example as in Wax-Up.



Push the condylar housing.
With a click sound, the condylar housing snaps over the condyles into a centric locked position. The upper member is now attached to the lower member.






The horizontal condylar inclination angle is adjusted using the arbitrary value of 30°.

The inclination angulation can be changed after loosening the thumb screw about a half turn


Function of curvatures

The curvature shows the approximate movement of the condyle on its pathway.



Mean Average Condylar Pathway
Adjustment: **HCI 30°**

Protrusion and Laterotrusion Movements



To simulate a protrusion movement, the Set Screw for Centric Lock is loosened.

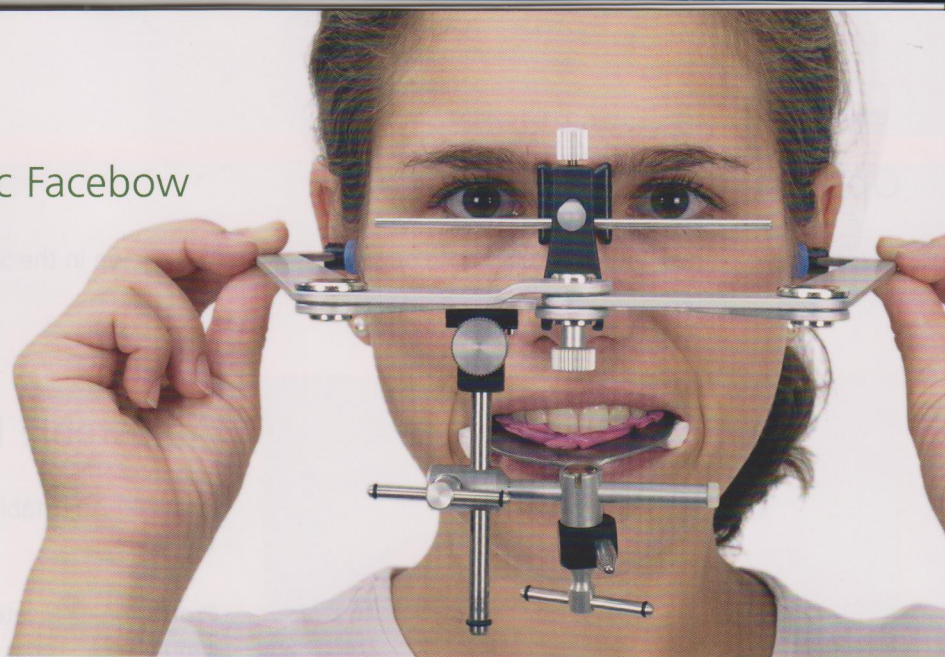
Now the condylar housing can be moved smoothly.

Hint: To simulate anterior repositioning of lower member of the SAM SE, flexible shim stock or strips soft mouthguard material can be used behind the condylar element.

AXIOQUICK® Anatomic Facebow

The SAM® Esthetic Cranial Related Anatomic Facebow is used to record and transfer patient anatomy to the articulator.

Please consult the Axioquick®-Anatomic Facebow Manual for complete details.



Model transfer into SE

The transfer stand AX (ATB 398) or Transfer stand SE (ATB 397) is exchanged for the incisal pin in the SE. The transfer fork assembly is inserted into the horizontal arm of the transfer stand and locked in place.

The telescopic ATB 336 transfer fork supportor ATB 334 Acrylic block with plaster can be used to support the facebow transfer fork assembly. height coverage.

The acrylic block is also used for the subsequent lower model mounting to support the articulator.



Optional ATB 336

Optional Accessories:

As is the case with all SAM articulators, accessories and options shown in the SAM catalog can be used on the SAM SE.



Adjustable Incisal Table

ART 260 Adjustable Incisal Table is used in place of the flat table.

Protrusion and laterotrusion pathways can be set and simulated.



Transfer Stand AX and telescopic transfer fork support

The universal transfer stand AX (ATB 398) and the Telescopic Transfer Fork Support (ATB 336).



Occlusal Plane Indicator (Curved)

The Occlusal Plane Indicator (ART 385) is used in complete prosthodontic setups or can be used for average value setup positioning of the upper cast in the articulator, in the absence of a facebow transfer..

SAM Präzisionstechnik GmbH
Fussbergstrasse 1 • 82131 Gauting • Germany
Tel: +49 (89) 800 654 - 0 • Fax: +49 (89) 800 654 - 32
info@sam-dental.de

